

NADY[®] AUDIO

Features, Instructions & Technical Data

Studio Monitor Speakers

SM-250A

Active Nearfield Studio Monitor Speaker



Congratulations for your purchase of the SM-250A — you have just purchased one of the finest studio monitor speakers on the market today. The SM-250A was developed using the expertise of professional sound engineers and working musicians. You will find your new NADY AUDIO speaker has superior performance and greater flexibility than any other speaker in its price range.

We recommend that you read this instruction sheet carefully to get the most out of your new unit. Thanks for selecting NADY AUDIO and the SM-250A as your choice in studio monitor speakers.

Offering exceptional quality and ultra-detailed sound, solid construction, and unbeatable affordability, the SM-250A speakers from Nady are the best value available in studio monitors — and perfect for all pro and project studios.

FEATURES AND SPECIFICATIONS

- SM-250A: Active nearfield monitor with built-in 100W bi-amped power (50W for LF, 50W for HF)
- Clear, transparent sound and full linear frequency response (35Hz—20KHz) for perfectly balanced mixes that translate accurately to any other system
- Vertically aligned 2-way nearfield monitor with 6.5" woofer and 1" Ferro fluid-cooled soft dome shielded tweeter—both magnetically shielded for non-interfering operation near video monitors
- Bass-reflex loaded with 2" tuned cylindrical port for optimized linear bass response
- Curved front baffle for reduced HF diffraction effects and excellent imaging not possible with conventional square-edged baffles
- Heavy-duty cabinet construction, with 1.5" thick front baffle, offers increased structural integrity and stiffness for clean and articulate performance even at high SPL levels
- XLR and 1/4" TRS balanced/unbalanced inputs
- Volume control and ON / OFF/ Clipping LED
- Dimension and weight: 13.4"x 8.3"x10.4" (34 cm x 21.1 cm x 26.4 cm), 18.5 lbs (6.9 Kg)

WARNINGS IMPORTANT SAFETY INSTRUCTIONS

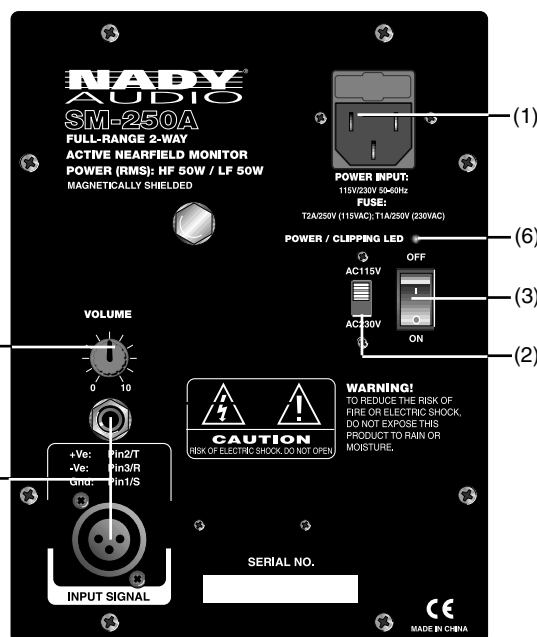
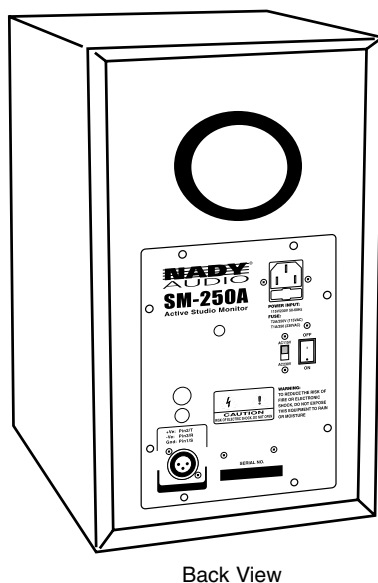
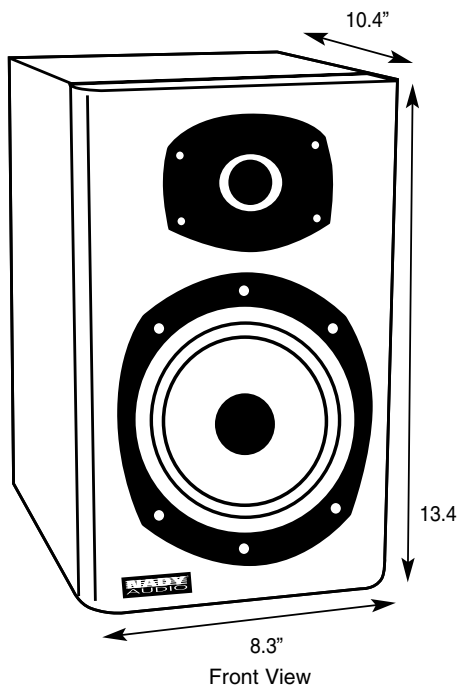
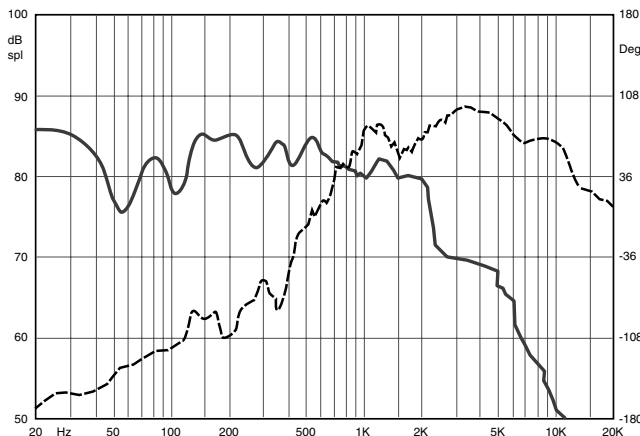
When using this speaker, basic precautions should always be taken, including the following:

- Read all instructions before using the product.
- This product may be capable of producing sound levels that could cause permanent hearing loss. Do not operate for a long period of time at a high volume level or at a level that is uncomfortable. If you experience any hearing loss or ringing in the ears, you should consult an audiologist.
- To avoid damage to the drivers, never overload the speaker.
- To avoid the risk of fire, do not ever expose the speaker to a source of naked flames. Also, it should be located away from heat sources such as radiators, heat vents, or other devices (including amplifiers) that produce heat.
- The product should be positioned so that proper ventilation is maintained.
- This speaker is designed for indoor use only. Do not expose to weather or high humidity, rain, etc.
- Care should be taken so that objects do not fall into, and liquids are not spilled through, the enclosure's openings. Do not place containers of liquids on the speaker.
- Don't place any heavy appliance or object (>130lbs/60kg) on the speaker enclosure.
- This unit is to be installed by qualified personnel only.
- This product should be serviced by qualified service personnel if:
 - A. Objects have fallen into, or liquid has been spilled onto the product.
 - B. The product has been exposed to rain.
 - C. The product does not appear to operate normally or exhibits a marked change in performance.
 - D. The product has been dropped, or the enclosure damaged.
- Do not attempt to service this unit. All servicing should be referred to qualified service personnel.

SPECIFICATIONS TECHNICAL DATA

FREQUENCY RESPONSE

— Woofers
 - - - Tweeter



- (1) **AC Power Cord IEC Connector** — This standard IEC power cord receptacle features a built-in fuse holder for a 5X20mm, 0.5A/250V slow-blow fuse.
- (2) **AC Voltage Selector Switch** — Before plugging in the power cord, check to see that the unit is set for the proper voltage for your area: ~115V (60Hz) or ~230V (50Hz).
- (3) **Power Switch** — Use this switch to power the unit ON or OFF.
- (4) **Inputs** — XLR and 1/4" TRS input jacks for line level signals. Use only one input at any time.
- (5) **Volume Control** — Adjusts the level of the signal at the input. This can be set to maximum if the user prefers to control the volume at the preceding unit.
- (6) **ON / OFF / CLIPPING LED** — This LED lights green when the power is ON and turns red when the output signal is clipping. It is acceptable if the red LED lights occasionally. If the red LED lights more than occasionally, you should turn down the volume to avoid audible distortion and damage to the speaker.

Note: Speakers damaged due to hard clipping are not covered under warranty.

SERVICE FOR YOUR NADY AUDIO PRODUCT

(U.S.) Should your NADY AUDIO product require service, please contact the Nady Service Department via telephone at (510) 652-2411 or e-mail at service@nady.com.

(International) For service, please contact the NADY AUDIO distributor in your country through the dealer from whom you purchased this product.



NADY SYSTEMS, INC. • 6701 SHELLMOUND STREET, EMERYVILLE, CA 94608
 Tel: 510.652.2411 • Fax: 510.652.5075 • www.nady.com