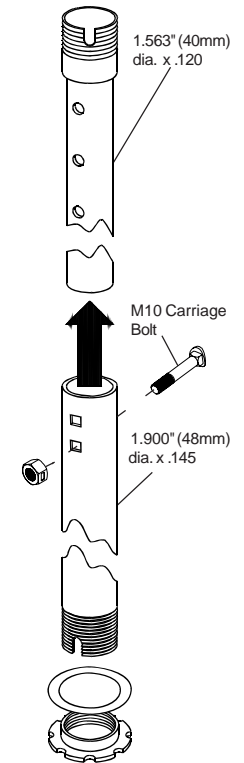

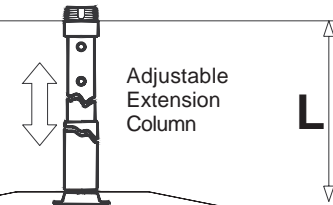


Other compatible ceiling plates:
Suspended Ceiling Plate model **CMJ450**
Cathedral Ceiling Plate model **ACC556**
Truss Ceiling Adaptor model **ACC557**




The "tube in tube" design of the Adjustable Extension Column allows it to be adjusted, within its specified range, at 1 inch (25 mm) increments. The bolt and lock nut provided securely locks the two tubes together at the desired length.

The Adjustable Extension Column for Jumbo Mounts is the most versatile choice for Jumbo Mount installations. Adjustability means that the exact position of the Jumbo Mount need not be predetermined. Length can easily be "fine tuned" at the time of installation and then locked into place. The Adjustable Extension Column is compatible with all Peerless Jumbo Mounts as well as some Peerless Video Projector Mounts. Many ceiling plates are also available. A ceiling plate or adapter with a decoupler is recommended, especially for longer Extension Columns. Several models are available. Adjustment ranges are specified (right).

ADJUSTABLE EXTENSION COLUMNS FOR JUMBO MOUNTS SPECIFICATIONS			
Weight lb (kg)	Shipping Weight lb (kg)	Model#	Length (L) - adjustable at 1" increments in. (meter)
1.5 (.7)	2.8 (1.3)	ADJ006009	6 (.15) min. 9 (.23) max.
4.5 (2)	4.8 (2.2)	ADJ012018	12 (.30) min. 18 (.46) max.
5.5 (2.5)	7 (3.2)	ADJ018024	18 (.46) min. 24 (.61) max.
8.5 (3.9)	9.1 (4.1)	ADJ0203	24 (.61) min. 36 (.91) max.
11 (5)	14 (6.4)	ADJ0305	36 (.91) min. 60 (1.52) max.
15.5 (7)	16.6 (7.5)	ADJ0406	48 (1.22) min. 72 (1.83) max.
17 (7.7)	22 (10)	ADJ0507	60 (1.52) min. 84 (2.13) max.
18.5 (8.4)	23 (10.4)	ADJ0608	72 (1.83) min. 96 (2.44) max.
20 (9.1)	25 (11.3)	ADJ0709	84 (2.13) min. 108 (2.74) max.
21.5 (9.8)	27.6 (12.5)	ADJ0810	96 (2.44) min. 120 (3.05) max.
23 (10.4)	31.2 (14.2)	ADJ0911	108 (2.74) min. 132 (3.35) max.
24.5 (11.1)	34 (15.4)	ADJ1012	120 (3.05) min. 144 (3.66) max.

Jumbo Mounts models
JM2630, JM2630S, JM2630W, JM2640, JM2640D, JM2640DS, JM2640S, JM2640W, JM2650, JM2650D, JM2650DS, JM2650PA, JM2650PAS, JM2650S, JM2655, JM2655S, JM2660, JM2660S, JM2665, JM2665S, JM2670, JM2670S, JM2675, JM2675S

 This product must be installed by a qualified, professional installer.

MAXIMUM LOAD CAPACITY:
600 lb (273 kg)

Architects specifications:
The Adjustable Extension Column shall be a Peerless model ADJ____. It shall offer a ___ inch range of height adjustment at 1" increments. It shall be constructed of steel tubing and finished in black, white, or silver fused epoxy. Assembly and installation shall be done according to the instructions provided by the manufacturer.

**TECHNICAL DATA SHEET
ADJUSTABLE LENGTH EXTENSION COLUMN**

Peerless Industries, Inc.
3215 W. North Ave. phone: (708)865-8870
Melrose Park, IL 60160 fax: (708) 865-2941
www.peerlessindustries.com

ISSUED: 7-15-94 SHEET NO: 154-9501-4 05-05-06 **page 1 of 1**